

Mi • Light[®]

User Instruction

GU10 RGB+CCT LED Spotlight (FUT103)
MR16 RGB+CCT LED Spotlight (FUT104)

[0201]

Features



RGB+CCT

16 Millions of colors to choose



Color temperature

2700-6500K



Dimmable

Saturation control



Remote control

2.4GHz RF, Control distance 30m



Smart phone App control

Mi-Light WiFi iBox is needed



iOS



ANDROID



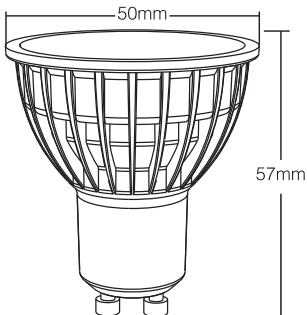
2.4G



WiFi



Made in China



GU10 RGB+CCT LED Spotlight

Model No.: FUT103

Power: 4W

Voltage: 86-265V

Lifespan: 50000h

Max Diameter: 50mm

Max Length: 57mm

Color temperature: 2700-6500K

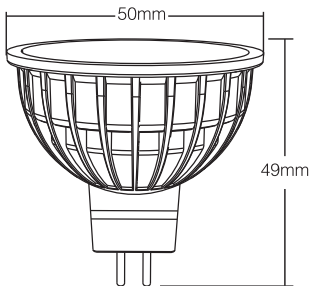
Luminous Flux: 250LM-280LM

Luminous Efficiency: 70LM/W

CRI: >80

Beam angle: 25°

PF: 0.55Φ



MR16 RGB+CCT LED Spotlight

Model No.: FUT104

Power: 4W

Voltage: AC/DC12V

Lifespan: 50000h

Max Diameter: 50mm

Max Length: 49mm

Color temperature: 2700-6500K

Luminous Flux: 250LM-280LM

Luminous Efficiency: 70LM/W

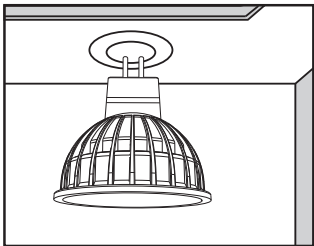
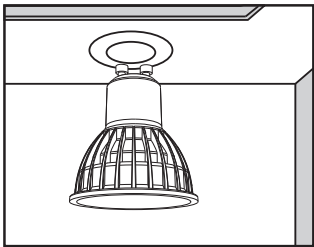
CRI: >80

Beam angle: 25°

Instructions

Step 1

Put the light bulb in the suitable lighting fixture.



Step 2: Link/Unlink

Compatible with these remote controls
(Purchased separately)



FUT089



FUT092



FUT095




FUT096



B8



B3 / T3



B4 / T4

NOTE:

Lighting can be working after linking with remote; for more details, pls read the remote instruction.

- Make sure the voltage is between AC86-265V.
- Avoid using under high temperature or moisture.
- Make sure the power is off before installation.